

Get the most from your Kemio

**Palintest**

Water Analysis Technologies

**Kemio**

Kemio Instruction Manual



Kemio is the next generation measurement platform which can be tailored to suit your application needs.

- Enrich your test results.
- Simplify your decision making with pass/fail results.
- Protect your data.

Download the full instrument manual from the product page at [www.palintest.com](http://www.palintest.com)

Register your product to receive the latest software updates.



enviro-tech-chemical-services



Enviro Tech Chemical Services

[www.envirotech.com](http://www.envirotech.com)

# Palintest

Water Analysis Technologies

## Kemio

### Quick Start Guide



**ENVIROTECH**

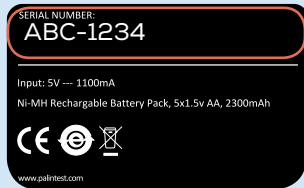
ZIINSTKEMDIS

## Register your instrument

Register your Kemio instrument online to receive the latest software, instructions and updates from Palintest. Scan the QR code or visit <https://www.palintest.com/en/product-registration>.

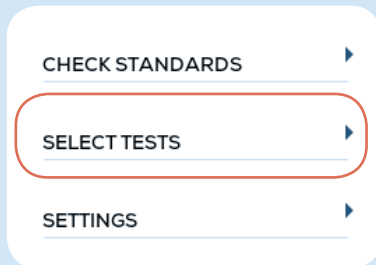


- 1 Fill out the required fields in the form.
- 2 Enter your instrument's serial number from the bottom of the instrument.
- 3 (Optional) check the boxes to sign up to receive the latest news from Palintest and updates about instrument servicing.
- 4 Press 'Register your product' to submit the form.



## Select test types

- 1 Press CONFIGURATION, then SELECT TEST.



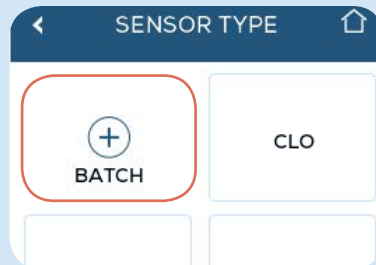
- 2 Select the test types you wish to use.



- 3 Press < to return to the CONFIGURATION menu.

## Add batch information

- 1 Press BATCH INFORMATION.
- 2 Add new batch information.



- 3 Scan the QR code on the side of the sensor box.



- 4 Press  to return to the home screen.

## Perform a test



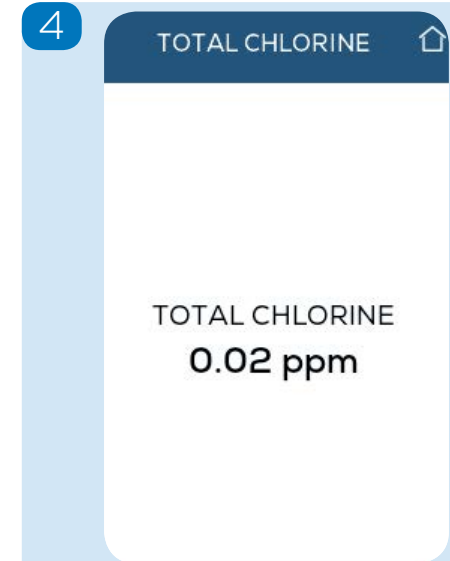
Press the power button to turn on the instrument.



Press PERFORM TEST.



Follow the on-screen test instructions.



After the countdown, view the results on screen.

For more details and troubleshooting, download the full test booklet at [www.envirotech.com](http://www.envirotech.com)